

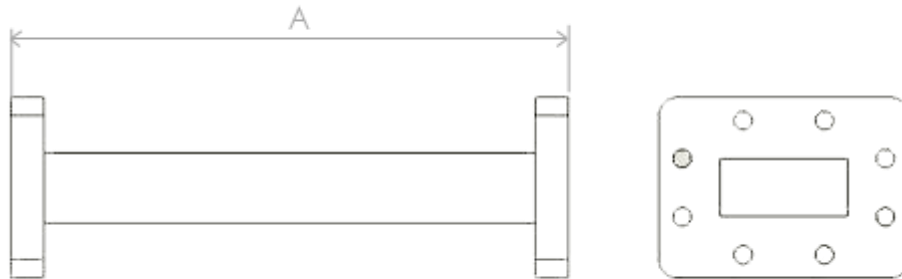


Model Number:  
**197100**

RF Components

# K-Band Waveguide Rigid Straight

**WG22 / WR28 / R320 (26.50-40.00 GHz)**



Specification		
	WGB-197100	WGA-197100
Waveguide Size	WG22 / WR28 / R320	
Waveguide Frequency	26.50 - 40.00 GHz	
Waveguide Material / Finish	Copper / Black Paint	Aluminium / Black Paint
Available Flanges (abbreviation)	UG 40B/U (UG) / UG39/U (UF) CBR 100 (CB) / PBR 100 (PB) UBR 100 (UB) / UG39/U (US)	
Flange Material/Finish	Brass	Aluminium
Insertion Loss	0.58dB per meter	
VSWR / Return Loss	1.08:1 / 28.3 dB	
Max Power	25KW	

Model Numbers					
Example: WGB-0500-197100-CGCF					
WG	B	0500	197100	CG	CF
Waveguide	A - Aluminium B - Brass	Length (mm)	Model Number	Flange 1	Flange 2

## Broadcast



## Marine Oil & Gas



## SNG & VSAT



## Satellite Teleport



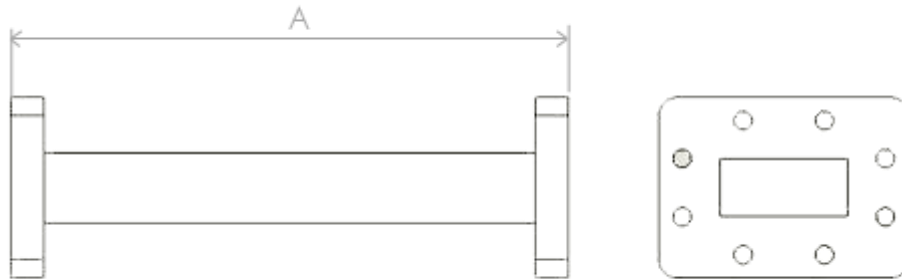


Model Number:  
**197099**

RF Components

# K-Band Waveguide Rigid Straight

**WG21 / WR34 / R260 (22.00-33.00 GHz)**



Specification		
	WGB-197099	WGA-197099
Waveguide Size	WG21 / WR34 / R260	
Waveguide Frequency	22.00 - 33.00 GHz	
Waveguide Material / Finish	Copper / Black Paint	Aluminium / Black Paint
Available Flanges (abbreviation)	UG 1530/U (UG) / UG1530/U (UF) CBR 260 (CB) / PBR 260 (PB) UBR 260 (UB) / UG150/U (US)	
Flange Material/Finish	Brass	Aluminium
Insertion Loss	0.37dB per meter	
VSWR / Return Loss	1.08:1 / 28.2 dB	
Max Power	48KW	

Model Numbers					
Example: WGB-0500-197099-CGCF					
WG	B	0500	197099	CG	CF
Waveguide	A - Aluminium B - Brass	Length (mm)	Model Number	Flange 1	Flange 2

## Broadcast



## Marine Oil & Gas



## SNG & VSAT



## Satellite Teleport



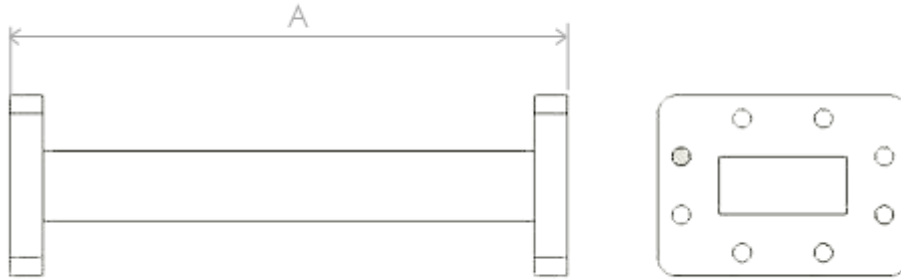


Model Number:  
**197098**

RF Components

# K-Band Waveguide Rigid Straight

**WG20 / WR42 / R220 (18.00-26.50 GHz)**



Specification		
	WGB-197098	WGA-197098
Waveguide Size	WG20 / WR42 / R220	
Waveguide Frequency	18.00-26.50 GHz	
Waveguide Material / Finish	Copper / Black Paint	Aluminium / Black Paint
Available Flanges (abbreviation)	UG 596A/U (UG) / UG595/U (UF) CBR 220 (CB) / PBR 220 (PB) UBR 220 (UB) / UG595/U (US)	
Flange Material/Finish	Brass	Aluminium
Insertion Loss	0.37 dB per meter	
VSWR / Return Loss	1.08:1 / 28.3 dB	
Max Power	48KW	

Model Numbers					
Example: WGB-0500-197098-CGCF					
WG	B	0500	197098	CG	CF
Waveguide	A - Aluminium B- Brass	Length (mm)	Model Number	Flange 1	Flange 2

## Broadcast



## Marine Oil & Gas



## SNG & VSAT



## Satellite Teleport



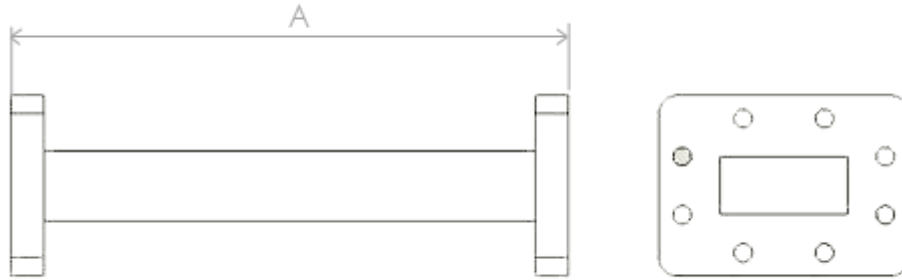


Model Number:  
**197123**

RF Components

# K-Band Waveguide Rigid Straight

**WG19 / WR51 / R180 (12.40-18.00 GHz)**



Specification		
	WGB-197123	WGA-197123
Waveguide Size	WG19 / WR51 / R180	
Waveguide Frequency	12.40-18.00 GHz	
Waveguide Material / Finish	Copper / Black Paint	Aluminium / Black Paint
Available Flanges (abbreviation)	PDR 140 (PD) / UDR 140 (UD) CBR 140 (CB) / PBR 140 (PB) UBR 140 (UB)	
Flange Material/Finish	Brass	Aluminium
Insertion Loss	0.24 dB per meter	
VSWR / Return Loss	1.08:1 / 28.29 dB	
Max Power	83KW	

Model Numbers					
Example: WGB-0500-197123-UBPB					
WG	B	0500	197123	CG	CF
Waveguide	A - Aluminium B- Brass	Length (mm)	Model Number	Flange 1	Flange 2

## Broadcast



## Marine Oil & Gas



## SNG & VSAT



## Satellite Teleport



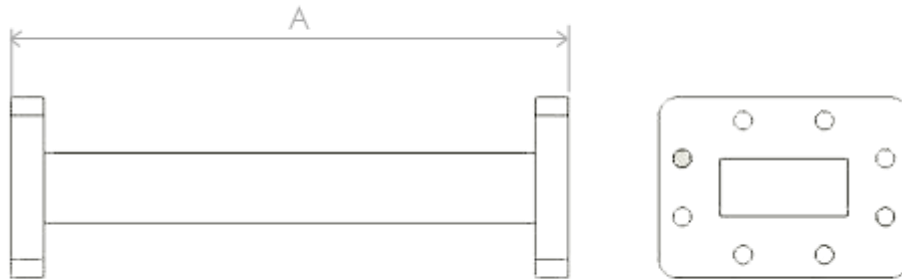


Model Number:  
**197097**

RF Components

# K-Band Waveguide Rigid Straight

**WG18 / WR62 / R140 (12.40-18.00 GHz)**



Specification		
	WGB-197097	WGA-197097
Waveguide Size	WG18 / WR62 / R140	
Waveguide Frequency	12.40-18.00 GHz	
Waveguide Material / Finish	Copper / Black Paint	Aluminium / Black Paint
Available Flanges (abbreviation)	UG 541A/U (UG) / UG 419/U (UF) PDR 140 (PD) / UDR 140 (UD) CBR 140 (CB) / PBR 140 (PB) UBR 140 (UB) / UG 419/U (US)	
Flange Material/Finish	Brass	Aluminium
Insertion Loss	0.18dB per meter	
VSWR / Return Loss	1.05:13 / 32.3 dB	
Max Power	123KW	

Model Numbers					
Example: WGB-0500-197097-CGCF					
WG	B	0500	197097	CG	CF
Waveguide	A - Aluminium B- Brass	Length (mm)	Model Number	Flange 1	Flange 2

## Broadcast



## Marine Oil & Gas



## SNG & VSAT



## Satellite Teleport



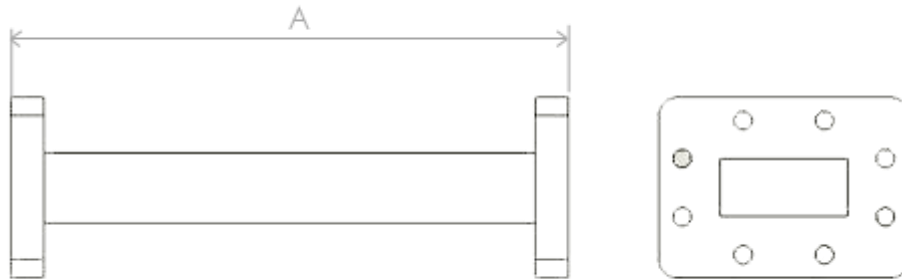


Model Number:  
**197074**

RF Components

# Ku-Band Waveguide Rigid Straight

**WG17 / WR75 / R120 (10.00-15.00 GHz)**



Specification		
	WGB-197074	WGA-197074
Waveguide Size	WG17 / WR75 / R120	
Waveguide Frequency	10.00– 15.00 GHz	
Waveguide Material / Finish	Copper / Black Paint	Aluminium / Black Paint
Available Flanges (abbreviation)	UG MIL 53C-007 (US) / UG MIL 53C-007 (UF) UG MIL 59D-010 (UG) / CBR 120 (CB) UBR 120 (UB) / PBR (PB) PDR 120 (PD) / UDR 120 (UD)	
Flange Material/Finish	Brass	Aluminium
Insertion Loss	0.13dB per meter	
VSWR / Return Loss	1.05:1 / 32.3 dB	
Max Power	178KW	

Model Numbers					
Example: WGB-0500-197074-CGCF					
WG	B	0500	197074	CG	CF
Waveguide	A - Aluminium B- Brass	Length (mm)	Model Number	Flange 1	Flange 2

## Broadcast



## Marine Oil & Gas



## SNG & VSAT



## Satellite Teleport





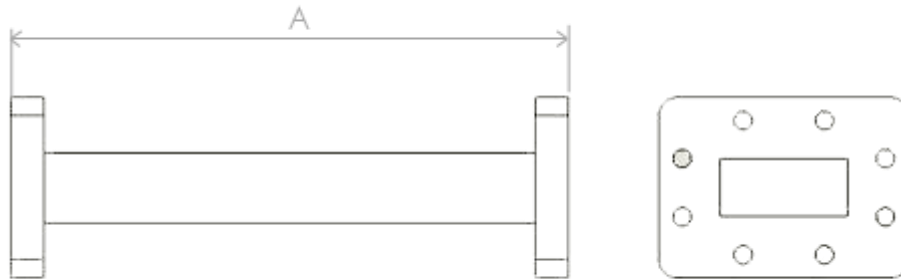


Model Number:  
**197096**

RF Components

# X-Band Waveguide Rigid Straight

**WG16 / WR90 / R100 (8.20-12.40GHz)**



Specification		
	WGB-197096	WGA-197096
Waveguide Size	WG16 / WR90 / R100	
Waveguide Frequency	8.20-12.4 GHz	
Waveguide Material / Finish	Brass / Copper & Black Paint	Aluminium & Black Paint
Available Flanges (abbreviation)	UG 40B/U (UG) / UG39/U (UF) CPR 90G (CG) / CPR 90F (CF) PDR 100 (PD) / UDR 100 (UD) CBR 100 (CB) / PBR 100 (PB) UBR 100 (UB) / UG39/U (US)	
Flange Material/Finish	Brass	Aluminium
Insertion Loss	0.11dB per meter	
VSWR / Return Loss	1.03:1 / 36.6 dB	
Max Power	229KW	

Model Numbers Example: WGB-0500-197096-CGCF					
WG	B	0500	197096	CG	CF
Waveguide	A - Aluminium B- Brass / Copper	Length (mm)	Model Number	Flange 1	Flange 2

## Broadcast



## Marine Oil & Gas



## SNG & VSAT



## Satellite Teleport



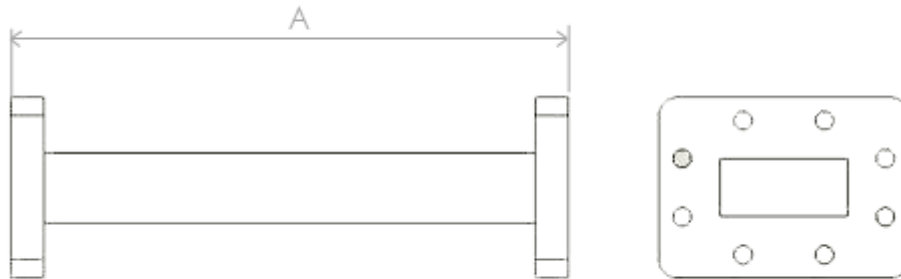


Model Number:  
**197095**

RF Components

# C-Band Waveguide Rigid Straight

**WG14 / WR137 / R70 (5.85-8.20 GHz)**



Specification		
	WGB-197095	WGA-197095
Waveguide Size	WG14 / WR137 / R70	
Waveguide Frequency	5.85-8.20 GHz	
Waveguide Material / Finish	Copper / Black Paint	Aluminium / Black Paint
Available Flanges (abbreviation)	CPR 137G (CG) / CPR 137F (CF) PDR 70 (PD) / UDR 70 (UD) UG344/U (US) / UAR 70 (UA) / PAR 70 (PA) UG343B/U (UG) / UG344/U (UF)	
Flange Material/Finish	Brass	Aluminium
Insertion Loss	0.058dB per meter	
VSWR / Return Loss	1.03:1 / 36.6 dB	
Max Power	544KW	

Model Numbers					
Example: WGB-0500-197095-CGCF					
WG	B	0500	197095	CG	CF
Wave Guide	A - Aluminium B - Brass	Length (mm)	Model Number	Flange 1	Flange 2

## Broadcast



## Marine Oil & Gas



## SNG & VSAT



## Satellite Teleport





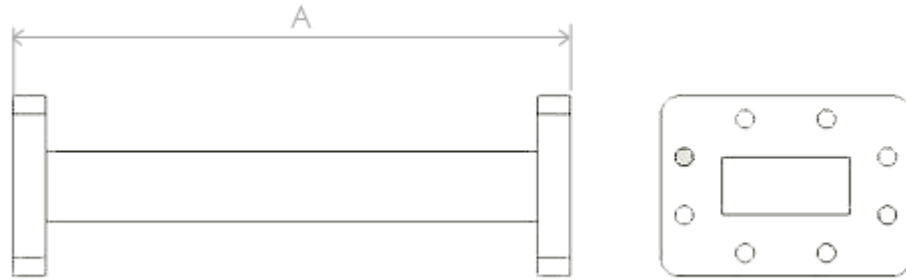


Model Number:  
**197094**

RF Components

# C-Band Waveguide Rigid Straight

**WG13 / WR159 / R58 (4.90-7.05GHz)**



Specification		
	WGB-197094	WGA-197094
Waveguide Size	WG13 / WR159 / R58	
Waveguide Frequency	4.90-7.05GHz	
Waveguide Material / Finish	Copper / Black Paint	Aluminium / Black Paint
Available Flanges (abbreviation)	CPR 159G (CG) / CPR 159F (CF) PDR 58 (PD) / UDR 58 (UD) PAR 48 (PA) UAR 48 (UA)	
Flange Material/Finish	Brass	Aluminium
Insertion Loss	0.043dB per meter	
VSWR / Return Loss	1.03:1 / 36.6 dB	
Max Power	806KW	

Model Numbers					
Example: WGB-0500-197094-CGCF					
WG	B	0500	197094	CG	CF
Wave Guide	A - Aluminium B- Brass	Length (mm)	Model Number	Flange 1	Flange 2

## Broadcast



## Marine Oil & Gas



## SNG & VSAT



## Satellite Teleport



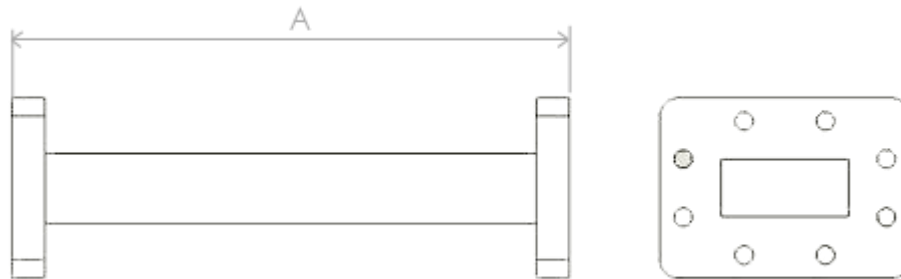


Model Number:  
**197093**

RF Components

# C-Band Waveguide Rigid Straight

WG12 / WR187 / R48 (3.95-5.85 GHz)



Specification		
	WGB-197093	WGA-197093
Waveguide Size	WG12 / WR187 / R48	
Waveguide Frequency	3.95-5.85 GHz	
Waveguide Material / Finish	Copper / Black Paint	Aluminium / Black Paint
Available Flanges (abbreviation)	CPR 187G (CG) / CPR 187F (CF) PDR 48 (PD) / UDR 48 (UD) UG148C/U (UG) / UG148/U (UF) PAR 48 (PA) UAR 48 (UA)	
Flange Material/Finish	Brass	Aluminium
Insertion Loss	0.036dB per meter	
VSWR / Return Loss	1.03:1 / 36.6 dB	
Max Power	1040KW	

Model Numbers Example: WGB-0500-197093-CGCF					
WG	B	0500	197093	CG	CF
Wave Guide	A - Aluminium B - Brass	Length (mm)	Model Number	Flange 1	Flange 2

## Broadcast



## Marine Oil & Gas



## SNG & VSAT



## Satellite Teleport



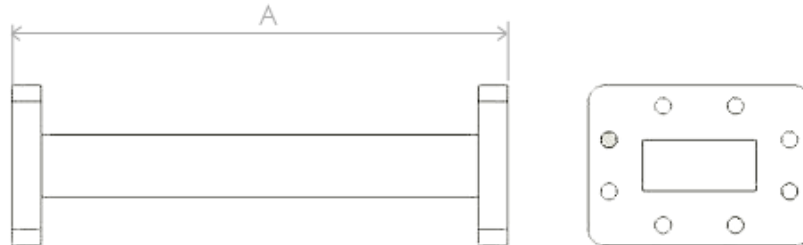


Model Number:  
**197085**

RF Components

# C-Band Waveguide Rigid Straight

WG11A / WR229 / R40 (3.30-4.90GHz)



# Waveguide

Specification		
	WGB-197085	WGA-197085
Waveguide Size	WG11A / WR229 / R40	
Waveguide Frequency	3.30-4.90 GHz	
Waveguide Material / Finish	Copper / Black Paint	Aluminium / Black Paint
Available Flanges (abbreviation)	CPR 229G (CG) / CPR 229F (CF) PDR 40 (PD) / UDR 40 (UD)	
Flange Material/Finish	Brass	Aluminium
Insertion Loss	0.025dB per meter	
VSWR / Return Loss	1.03:1 / 36.6 dB	
Max Power	1600KW	

Model Numbers					
Example: WGB-197085-0500-CGCF					
WG	B	0500	197085	CG	CF
Waveguide	A - Aluminium B - Brass	Length (mm)	Model Number	Flange 1	Flange 2

## Broadcast



## Marine Oil & Gas



## SNG & VSAT



## Satellite Teleport

